

HIGH FREQUENCY Table Top Facial Unit

(SKU16160)



SKIN+ACT

TOLL FREE: 1.800.418.0830

WWW.SKINACT.COM
WWW.SPAANDEQUIPMENT.COM

INTERNATIONAL: 818.834.6640

TABLE OF CONTENTS

DISCLAIMER.....	03
CORRECT USE OF THE DEVICE	03
PRECAUTIONS	03
SAFETY INSTRUCTIONS	04
PARTS AND ACCESSORIES	04
INTRODUCTION	06
OPERATING INSTRUCTIONS.....	06
MAINTENANCE AND CLEANING	08

THANK YOU FOR CHOOSING OUR PRODUCT!

Before using the device, we kindly ask you to carefully read the entire instruction manual provided. Please pay close attention to any warnings outlined in this manual. It's important to keep this instruction manual easily accessible at all times. If you pass the device to another individual, please ensure to provide them with the manual, as it is an integral part of the product. Please note that certain components of the product may differ from the images presented in catalogues, websites, brochures, etc. As part of our commitment to continually improve our products, the manufacturer reserves the right to modify features and/or components without prior notice.

**THANK YOU AGAIN FOR YOUR PURCHASE. WE HOPE YOU ENJOY
USING OUR PRODUCT!**

DISCLAIMER

Documents are made available without warranty of any kind. They may be updated, altered, expanded, or removed at any time. Skin Act does not warrant or guarantee any of the processes described herein or perform any independent analysis in connection with guidelines provided.

Readers are expressly warned to consider and adopt all safety precautions indicated herein and to avoid all potential hazards. By following the instructions provided, the reader willingly assumes all risks in connection with such instructions.

If the reader has questions about any of the guidelines provided by SkinAct we recommend they contact their nearest Esthetician Training Center to obtain more explicit instruction on Facial Machine Usage.

CORRECT USE OF THE DEVICE

- This product is intended exclusively for professional use in beauty salons or spas.
- It must not be used for any purpose other than its intended function.
- Misuse, including unauthorized modification or operation by untrained individuals, will void the warranty.
- The manufacturer is not liable for damages or injuries caused by misuse or mishandling.

CONTRAINDICATIONS

THE DEVICE SHOULD NOT BE USED ON CLIENTS WITH:

- Pacemakers, metallic implants, or other electronic medical devices.
- Heart conditions or a history of heart disease.
- Pregnancy.
- Inflamed, irritated, or damaged skin.
- Severe acne rosacea or vascular conditions.
- Epilepsy or other seizure disorders.
- Clients undergoing medical treatments or with underlying health conditions must obtain prior clearance from a physician.

PRECAUTIONS

- **Inspect the Device:** Check for any visible damage to the device or its power cable before and after each use.
- **Unplug When Not in Use:** Always disconnect the device from the power source before cleaning, storing, or performing maintenance.
- **Avoid Humidity:** Do not operate the device in bathrooms or other excessively humid environments.
- **Position Cables Safely:** Ensure the power cable is positioned to prevent tripping hazards and is plugged into a grounded socket.
- **Keep Away from Children:** The device and its accessories should be stored securely out of reach.
- **Report Issues Promptly:** If you notice abnormal functioning, contact your distributor or an authorized technician immediately.

SAFETY INSTRUCTIONS

- Plug the device into a properly grounded electrical outlet with the appropriate voltage.
- Do not use the device if it or its power cable is damaged.
- Never touch the device, power plug, or cables with wet hands.
- Avoid attempting to repair or modify the device. Repairs should only be performed by authorized technicians.
- Store the device in a cool, dry place away from direct sunlight and moisture.

PARTS AND ACCESSORIES

The High Frequency Tabletop Unit includes the following components:

ELECTRODES



MUSHROOM ELECTRODE

Covers broad areas of the face and body.



HOOK SHAPE

Ideal for targeted areas.



SPOON ELECTRODE

Ideal for smaller or curved areas.



ELECTRODE HANDLE

Suitable for scalp stimulation.

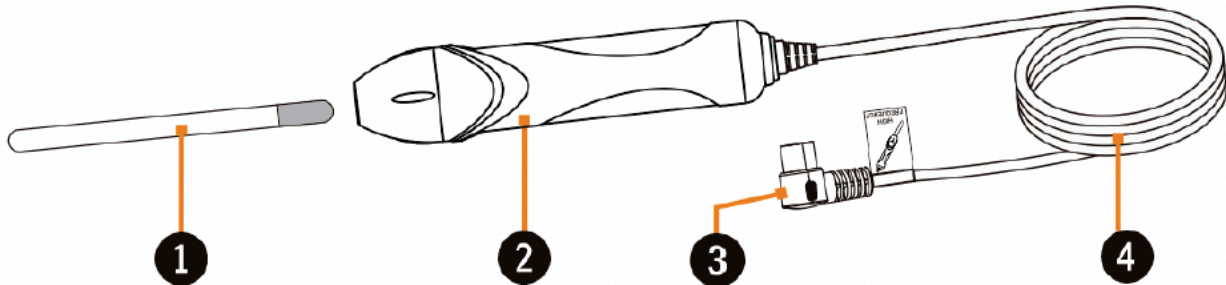
UNIT SPECIFICATIONS

Power Supply: AC 110V/220V. **Frequency Range:** 60,000-200,000 hertz
Wattage: 20w. **Warranty:** 1-year limited warranty.

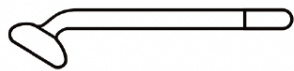
HIGH-FREQUENCY ELECTROTHERAPY

ACCESSORIES

1. Electrotherapy Tube
2. High-Frequency Electrotherapy Handle
3. Plug for Electrotherapy Handle Flexible Cable
4. Electrotherapy Handle Flexible Cable




SELECTING THE RIGHT GLASS ELECTROTHERAPY TUBE FOR TREATMENT



1. **Mushroom-shaped Glass Electrotherapy Tube:** This tube is suitable for treating large areas such as the cheeks, forehead, and neck.

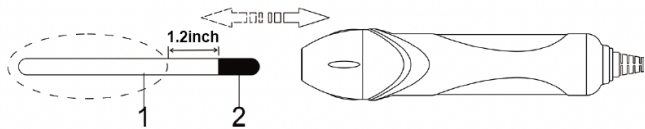


2. **Spoon-shaped Glass Electrotherapy Tube:** Ideal for medium-sized areas such as the chin.



3. **Dot Glass Electrotherapy Tube:** Designed for treating small areas like the nasal pit.

ELECTROTHERAPY TUBE ASSEMBLY AND DISASSEMBLY



1. Glass Part of Electrotherapy Tube
2. Metal Electrode of Electrotherapy Tube

INTRODUCTION

The High Frequency Tabletop Facial Unit is a compact, professional-grade device designed for skin rejuvenation and therapeutic treatments.



This unit uses high-frequency currents to:

- Stimulate glandular activity.
- Enhance blood circulation.
- Provide germicidal and antibacterial effects.
- Promote deep product penetration.
- Gently warm the skin for relaxation and enhanced absorption of skincare products.
- This device is ideal for professional estheticians seeking to offer high-quality treatments with proven results.

HOW IT WORKS

High-frequency energy ionizes the gas inside the glass electrodes, creating ultraviolet rays and a glowing effect. This current stimulates the skin and provides therapeutic benefits.

OPERATING INSTRUCTIONS

INSTRUCTIONS FOR USE

Pre-Treatment Preparation

1. Remove all jewelry from both the esthetician and the client.
2. Ensure the client is not in contact with metal objects (e.g., the treatment chair frame).
3. Have the client remove contact lenses before treatment.
4. Explain the procedure to the client, including the sparking sensation they may feel.



Direct Technique (Soothing)

1. Apply a non-flammable, water-soluble product or gauze to the skin for slip. Avoid alcohol-based products.
2. Set the current intensity to its lowest setting before turning the unit "On."
3. Insert the chosen electrode into the handle, ensuring it is free of dust or debris.
4. Place your finger on the electrode, turn the unit "On," and position the electrode on the client's skin. Remove your finger from the electrode.
5. Adjust the intensity based on the client's comfort level.
6. Use small, circular movements starting from the neck and moving upward to the jaw, cheeks, nose, and forehead.



Indirect Technique (Soothing)

1. Have the client hold the straight electrode securely in both hands.
2. Cover the electrode with a gauze or cheesecloth for comfort.
3. Ensure the client maintains a firm grip before turning the unit "On."
4. Place one hand on the client's skin at the treatment area, then proceed with massage techniques.

MAINTENANCE AND CLEANING

1. **Cleaning Electrodes:** Use a non-alcoholic disinfectant and a damp cloth. Do not immerse in liquid.
2. **Storage:** Store electrodes in a protective case to avoid damage.
3. **Maintenance:** Inspect all components regularly and replace damaged parts as needed.

TROUBLESHOOTING

Problem: Device Does Not Turn On

Ensure the power plug is securely connected to a functioning outlet.
Check the device's fuse or circuit breaker.

Problem: Electrode Does Not Glow

Verify that the electrode is inserted properly.
Test another electrode to rule out defects.

Problem: Sparking Is Weak

Clean the electrode with a soft cloth to remove any residue.
Check the intensity setting and adjust as needed.

WARNINGS

- Never use alcohol-based creams, toners, or masks during treatment.
- Do not direct the electrode towards the eyes.
- Avoid using damaged electrodes, as this may lead to skin injury.
- Only trained professionals should operate the device to ensure client safety.

SpaandEquipment offers a 1-year limited warranty on most equipment, covering malfunctions and manufacturer defects only (parts only, shipping not included). Warranty is void for improper use, wear & tear, alterations, or lack of professional installation for plumbing & electrical equipment (proof required). Customers are responsible for return shipping costs and damage during return shipment voids warranty (ship with insurance).

For details or questions, contact SpaandEquipment.com at 1.800.418.0830.

For further details regarding warranty coverage, please refer to our Warranty Information Policy on our website.

You can find it under the “Return/Shipping/Warranty” section.

SPECIFICATIONS AND TECHNICAL DATA

PRODUCT NAME:

High Frequency Table Top Facial Unit
(SKU16160)

FUNCTION:

The High Frequency Tabletop Facial Unit is a compact, professional-grade device designed for skin rejuvenation and therapeutic treatments.

SPECIFICATIONS:

Power Supply: AC 110V/220V. **Frequency Range:** 60,000-200,000 hertz

Wattage: 20w. **Warranty:** 1-year limited warranty.