

# Ultrasonic And Skin Scrubber Skin Care Machine (SKU16163)



**SKIN+ACT**

Toll Free: 1.800.418.0830

[www.skinact.com](http://www.skinact.com)  
[www.spaandequipment.com](http://www.spaandequipment.com)

International: 818.834.6640

## NOTICE

No part of this document may be photocopied, reproduced, or translated into any other language without prior written consent of Spa and Equipment/SkinAct.

The information in this document is subject to change without notice at any time and should not be construed as a commitment by Spa and Equipment/SkinAct.

Spa and Equipment/SkinAct assumes no responsibility for any errors that may be in this document, nor does it make expressed or implied warranty with regard to this material, including, but not limited to, the implied warranties of merchantability and fitness for a particular purpose.

Spa and Equipment/SkinAct shall not be liable for incidental or consequential damages arising out of the furnishing, performance, or use of this document and the program material which it describes.

# SKIN+ACT

Toll Free: 1.800.418.0830	<a href="http://www.skinact.com">www.skinact.com</a> <a href="http://www.spaandequipment.com">www.spaandequipment.com</a>	International: 818.834.6640
---------------------------	--	-----------------------------

## 1. General Information

Supersonic technology has been widely applied in the beauty industry due to its high efficiency, simple operation, and wide application. This instrument combines mechanical vibration, biochemical effects, and mild heating to enhance cellular metabolism, improve blood circulation, and increase skin absorption of active ingredients.

### Benefits include:

- Removal of dirt, acne, and dead skin
- Improved skin transparency and elasticity
- Strengthened epidermal tissue
- Whitening and rejuvenation effects

## 2. Working Principle & Functions

### 2.1 Working Principle

1. Mechanical vibration (25,000 times/sec) penetrates deep into pores, loosening dirt and acne, and leaving skin completely clean.

2. Supersonic waves (1–2 million vibrations/min) penetrate 6–7 mm under the skin, stimulating circulation, activating cells, and expelling waste.

3. Mild heating promotes blood circulation, activates metabolism, reduces wrinkles, and firms skin.

4. Supersonic ions enhance nutrient absorption and hydration, making skin smooth and bright.

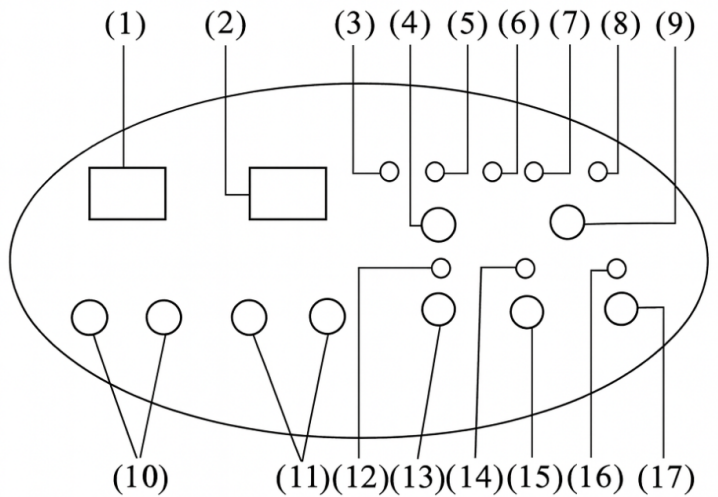
### 2.2 Functions

- Deep cleaning (removes dirt, blackheads, acne, comedones)
- Massage & lymphatic drainage (reduces cellulite and waste buildup)
- Anti-aging (removes wrinkles, fine lines, and dead cells)
- Whitening & brightening (fades pigmentation and melanin spots)

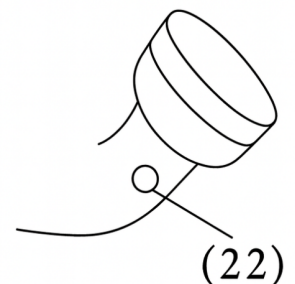
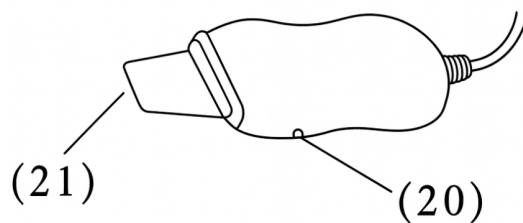
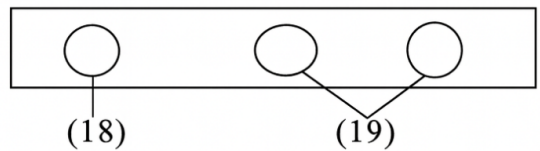
### 3. Components

- 1• Time indicator screen
- 2• Output power indicator
- 3• Scrubber working mode indicator (50%)
- 4• Supersonic pulse wave indicator
- 5• Scrubber working mode select button
- 6• Supersonic wave select button
- 7• Scrubber working mode indicator (75%)
- 8• Scrubber mode indicator (C)
- 9• Supersonic continuous wave indicator

- 10• Time control button
- 11• Intensity control button
- 12• Supersonic power indicator
- 13• Supersonic Left output indicator
- 14• Supersonic Right output indicator
- 15• Power switch
- 16• Supersonic frequency button
- 17• Scrubber ON/OFF switch



- 18• Supersonic frequency button
- 19• Scrubber ON/OFF switch
- 20• Scrubber Start/Pulse switch
- 21• Scrubber hand piece
- 22• Supersonic start switch




## 4. Scrubber Operating Procedures

1. Insert scrubber handpiece into output jack (18).
2. Clean skin with cleansing lotion.
3. Steam face for 5–10 minutes.
4. Apply an appropriate medium evenly on skin.
5. Turn ON the power switch (17).
6. Set time with button (10).
7. Select intensity (low/med/high) with button (11).
8. Select mode: C, 75%, or 50% (continuous or pulsed).
9. Press Start switch (20) on handpiece to begin.
10. After use, turn power OFF, unplug, and disinfect handpiece.

## 5. Beauty Method Reference – Scrubber

Skin Type	Mode	Intensity	Time	Suggested Medium
Normal skin	C / 75% / 50%	1–2	5 mins	Cleanser or lotion
Oily / rough pores	C / 75%	2	10 mins	Cleanser
Thick cuticle / acne	C / 50%	2–3	10 mins	Skin care lotion or water
Sensitive / allergic	50%	1	5 mins	Lotion
Back / hands / feet	C / 75% / 50%	1–2–3	10 mins	Lotion



Remove acne & comedo

## 6. Supersonic Operating Procedures

1. Connect medium and small sonic tools to output jacks (19).
2. Thoroughly cleanse skin.
3. Steam for 10 minutes.
4. Apply medium evenly on skin.
5. Turn ON power (17), then press Start (22).
6. Adjust time (10) and intensity (11).
7. Select mode: C (continuous) or Pulse.
8. Move sonic tool gently across skin; avoid eyes, lips, and throat.
9. After use, turn off, unplug, and disinfect.

## 7. Beauty Method Reference – Supersonic

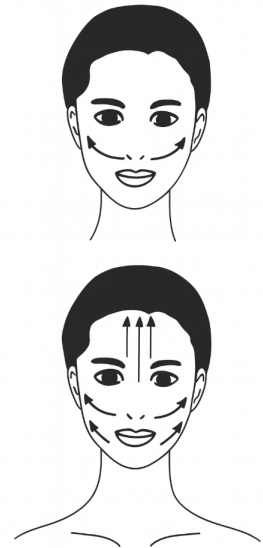
Treatment	Mode	Tool	Intensity	Time
Lift, contour, reduce wrinkles	C, Pulse	Medium tool	4–8 lights	20 min
Whitening & nutrition absorption	C, Pulse	Medium tool	4–8 lights	20 min
Eye care	C	Small tool	3–6 lights	10 min
Sensitive / problem skin	Pulse	Medium tool	3–6 lights	8–10 min

## 8. Massage Guide

- Speed: 0.5–2 cm/sec
- Repeat: 2× per week, 10 sessions per treatment

### Movements:

1. From neck upward to jawline
2. From lower jaw to ears
3. From nose sides to cheeks
4. From cheek to temple
5. From brow center to hairline



## 9. Precautions

- Always check voltage matches local mains.
- Use with proper grounding and leakage protection.
- Do not keep handpiece in one spot too long.
- Keep away from eyes, lips, throat.
- Never use without a medium (gel, lotion, essential oil).
- Discontinue use if irritation occurs.
- Always clean and disinfect tools after each use.

## 10. People Not Suitable to Use

- Fever (above 38°C)
- Infectious or acute disease
- Heart disease or pacemaker/valve
- High blood pressure / cerebral infarction
- Hemorrhagic disorders or trauma
- Pregnant women

## 11. Accessories

- 1 × Scrubber handpiece
- 1 × Medium sonic tool
- 1 × Small sonic tool
- 1 × Instruction manual
- 2 × Spare fuses

## 12. Warnings

- Not suitable for people with severe illness, weak constitution, or respiratory issues.
- Children must not operate the device.

## Dimensions

