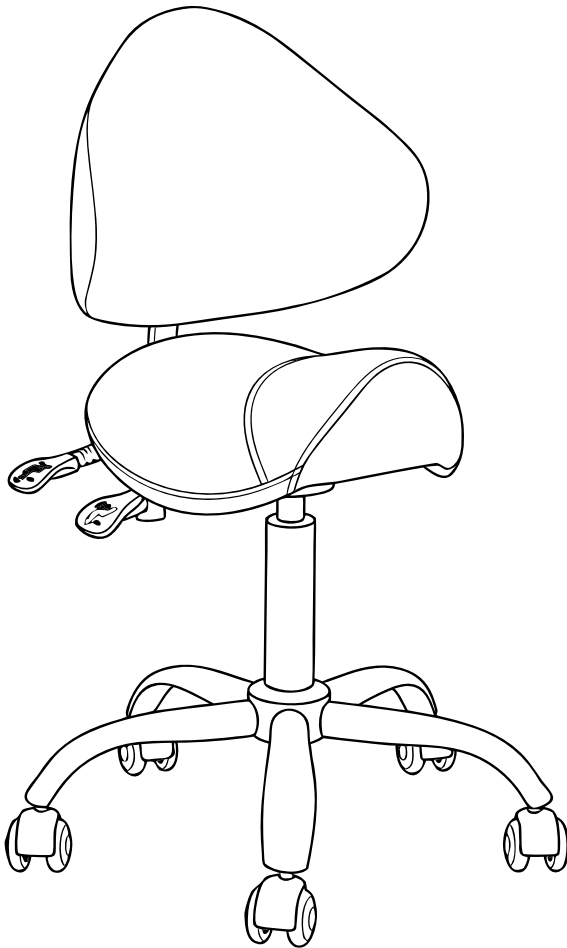


SKIN+ACT

# Esthetician Saddle Stool

PRODUCT MANUAL



## NOTICE

No part of this document may be photocopied, reproduced, or translated into any other language without prior written consent of Spa and Equipment/SkinAct. This product is available in multiple colors. While SKU numbers may differ by color variant, this manual applies to all versions of this product regardless of color or SKU. The information in this document is subject to change without notice at any time and should not be construed as a commitment by Spa and Equipment/SkinAct. Spa and Equipment/SkinAct assumes no responsibility for any errors that may be in this document, nor does it make express or implied warranty with regard to this material, including, but not limited to, the implied warranties of merchantability and fitness for a particular purpose. Spa and Equipment/SkinAct shall not be liable for incidental or consequential damages arising out of the furnishing, performance, or use of this document and the program material which it describes.

## DISCLAIMER

This product is intended for professional use by trained spa, salon, esthetic, wellness, or other qualified professionals. It must be used only for its intended purpose and in accordance with all instructions, warnings, contraindications, maintenance requirements, and safety guidelines provided in this manual.

The information in this manual is for general product operation and safety reference only. It does not replace professional training, licensing requirements, medical advice, service instructions, applicable laws, or workplace safety rules. Users are responsible for proper training, safe operation, inspection, client screening when applicable, sanitation, maintenance, and compliance with all applicable regulations.

SkinAct/Spa and Equipment does not provide medical advice and does not diagnose, treat, cure, or prevent any disease, medical condition, injury, or skin disorder. Any treatment descriptions, suggested uses, or expected results are for general cosmetic and professional-use reference only, and results may vary.

Before each use, inspect the product, power cord, accessories, attachments, moving parts, and related components, as applicable, for damage, looseness, contamination, instability, or abnormal operation. Do not use the product if it appears damaged, defective, improperly assembled, unsafe, or if any component is missing or malfunctioning.

The user assumes full responsibility for proper assembly, installation, operation, client selection when applicable, treatment technique when applicable, cleaning, maintenance, and storage. SkinAct/Spa and Equipment shall not be responsible for injury, property damage, treatment complications, equipment damage, loss of business, or other damages resulting from misuse, improper use, lack of training, failure to follow instructions, unauthorized repairs or modifications, improper maintenance, or use outside the intended purpose.

Do not modify, disassemble, repair, or alter this product unless authorized in writing by SkinAct/Spa and Equipment or performed by an approved service provider. Unauthorized modification, misuse, improper maintenance, or failure to follow this manual may void the warranty.

Product designs, specifications, components, accessories, images, and instructions may vary from the actual product and may be changed or updated without prior notice.

# TABLE OF CONTENTS

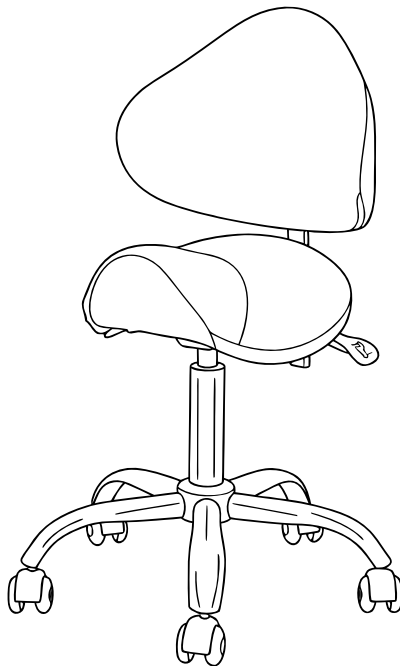
Specifications & Dimensions ..... 4

Included Items & Assembly Instructions ..... 5

Functions of the Stool ..... 6

Maintaining Your Stool & Warning ..... 7

Warranty Information ..... 8



## Specifications & Dimensions

Net Weight: ..... 35 lbs

Adjustable Height Range: ..... 22.5 - 28.5"

Base Diameter: ..... 22"

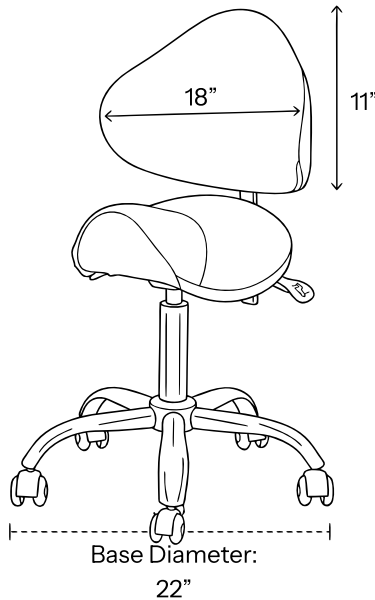
Seat Cushion Dimensions: ..... 16" W x 14" D

Backrest Cushion Size: ..... 18" W x 11" H

Maximum Weight Capacity: ..... 400 lbs


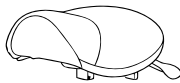
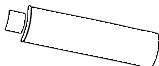

Padding Type: ..... Sponge Foam

Leather Type: ..... Silicone Leather



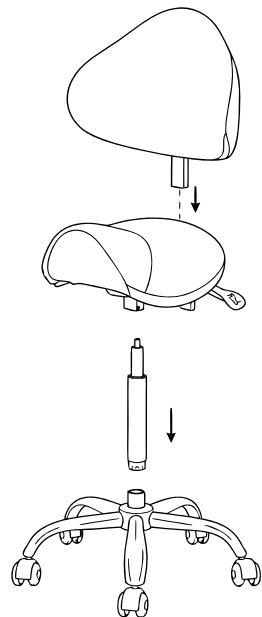
All measurements are in inches. Please allow a tolerance of 0.5" to 1".

## Included Items


| Qty | Part Name                                     | Image   |
|-----|---|---|
| 1   | Backrest                                      |  |
| 1   | Seat Cushion                                  |  |
| 1   | Hydraulic Pump                                |  |
| 1   | Aluminum Alloy Base with Pre-Installed Wheels |  |

## Assembly Instructions

1. Make sure you have all the parts needed to assemble your stool.
2. Start by taking the hydraulic pump and placing it into the aluminum base.
3. Add the seat cushion on top of the hydraulic pump and sit on it to lock the spring into place.
4. Lastly, slide the neck of the backrest into the slot of the seat cushion and tighten the knob until it is secure.



## Functions of the Stool



1. Backrest Tilt Adjustment Handle
2. Height Adjustment Handle
3. Seat Cushion Tilt Adjustment Handle
4. Backrest Height Knob
  - a. Loosen the knob, adjust the backrest to your preferred height, then tighten to lock into place.

## Maintaining Your Stool

1. Wipe loose dust and debris off your stool with a dry towel.
2. Use a diluted sanitizing cleanser with a soft microfiber cloth to clean stains and marks off the stool.
3. Caution: Using solvents including benzene, diluent, or gasoline will damage the leather and/or cause corrosion to the product. Avoid these solutions when cleaning.
4. Avoid storing or using the stool in high-moisture areas or direct sunlight for extended periods, as this may damage the upholstery, padding, and metal components.

## Warnings

- Do not exceed maximum weight capacity.
- Use only on level flooring.
- Do not stand on the stool.
- Make sure all wheels and seat components are fully secured before use.
- Periodically inspect screws, wheels/casters, seat connection, backrest connection, and gas lift cylinder. Discontinue use if any component is loose, damaged, unstable, or not operating properly.
- Keep fingers, hair, and loose clothing away during height or seat adjustment.

## Warranty Information

The manufacturer/warrantor warrants to the original purchaser that this product will be free from defects in materials and workmanship under normal and proper use for a period of one (1) year from the original date of purchase, unless otherwise stated in writing for a specific product.

This limited warranty applies only to the original purchaser and is not transferable. Proof of purchase may be required to obtain warranty service.

This warranty covers parts and labor required to correct defects in materials or workmanship during the warranty period. At the warrantor’s discretion, the product may be repaired, replaced, or substituted with a comparable item or component.

This warranty does not cover damage or defects caused by misuse, abuse, improper assembly, improper installation, unauthorized modification, unauthorized repair, neglect, accident, improper cleaning, use of harsh chemicals, power surges, water or liquid damage, use outside the intended purpose, failure to follow the product manual, or use with parts/accessories not approved by SkinAct.

This warranty does not cover normal wear and tear, cosmetic damage, upholstery wear, stains, discoloration, scratches, dents, wheels/casters, bulbs, glass parts, filters, tips, probes, disposable parts, consumables, or accessories subject to regular replacement unless the defect is determined to be due to a manufacturing issue.

The warrantor shall not be liable for loss of use, loss of time, loss of business, lost revenue, inconvenience, or any indirect, incidental, special, or consequential damages arising from the use of this product or from any defect covered by this warranty.

To request warranty service, contact the dealer or SkinAct customer support. If return service is required, the purchaser may be asked to return the product or the affected component for inspection. The purchaser is responsible for properly packaging the item and prepaying all shipping costs to send the item in for warranty service. If the issue is covered under warranty, repair or replacement will be performed at no charge, subject to the terms of this limited warranty.

This limited warranty is the only written or express warranty provided by the warrantor. No employee, representative, dealer, or third party is authorized to modify or extend this warranty unless confirmed in writing by SkinAct. This warranty gives you specific legal rights, and you may also have other rights, which vary by state or province.

### SKIN+ACT

Phone: ..... 1-800-418-0830

Email: ..... info@skinact.com

Website: ..... www.skinact.com